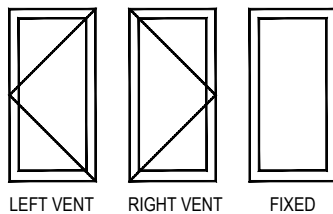

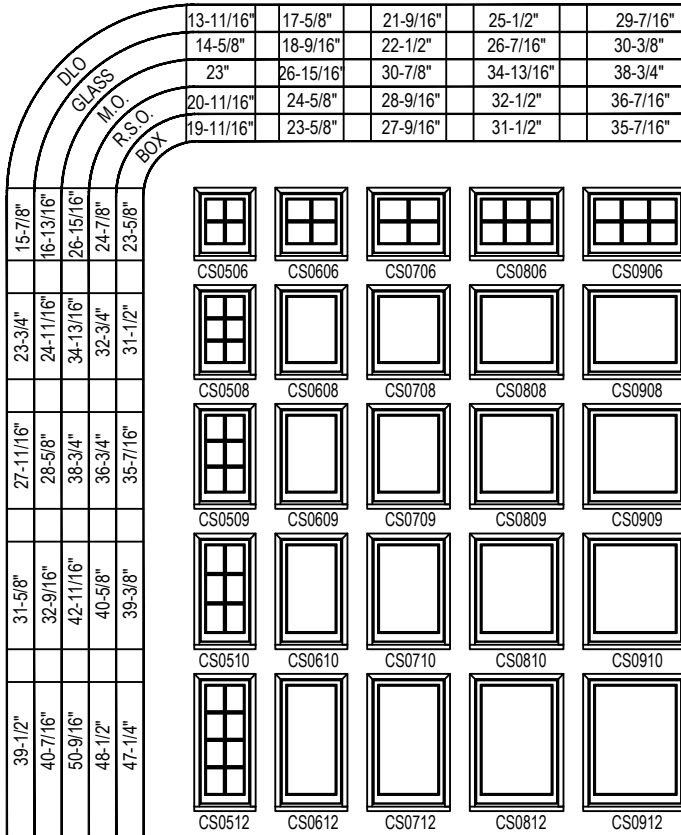


NORWOOD

WINDOWS & DOORS

FOC Single Units Elevation Chart



Notes:

Norwood Casement windows are available as a fixed, left or right venting operator as viewed from the exterior.

R.S.O. for additional combinations equals the sum of the unit size widths plus 1" and the sum of the unit heights plus 1 1/4".

M.O. for additional combinations is the brick mold width or height plus 1/2".

R.S.O. for stacked combinations mullered two or more wide and over 84" in width or height, it is recommended to add a filler for each stacked layer in height. Thickness of the filler may vary due to dimensions of the overall unit.