

# NORWOOD





## NORWOOD

# YOUR HOME DESERVES TO BE NEVER ORDINARY.

For over 60 years, Norwood has been crafting some of the finest solid wood windows and doors in North America. Built by generations of skilled artisans in New Brunswick, our products combine the timeless elegance of natural wood, nature's best insulator, with modern innovation designed to withstand the harshest winters.

We source only the highest quality, sustainably harvested lumber to ensure absolute precision and beauty in every piece we create. Beautifully custom, deeply sustainable, and built to last a lifetime, we don't just make windows and doors; we make your house feel like home.



---

## WINDOWS

- 3 About Norwood
- 7 Our Selection of Windows
- 8 Outswing Casement
- 10 French Casement
- 12 Awning
- 14 Direct Set
- 16 500 Series Single or Double-Hung
- 18 Bow & Bay
- 20 Specialty Shapes

---

## DOORS

- 25 Our Selection of Doors
- 26 French Doors
- 28 Slimline Doors
- 30 Sliding Patio Doors
- 32 Folding Door Systems
- 34 Lift & Slide
- 36 Custom Doors
- 39 Door Options

---

## AVAILABLE OPTIONS

- 43 Available Options
- 44 Norcoat
- 45 Norclad
- 46 Stain Colors
- 47 Wood Species
- 48 Glazing
- 49 Divided Lites
- 50 Screen Options
- 51 Window Hardware Options
- 52 Door Hardware & Sill Options
- 53 Trim Options



## OUR SELECTION OF WINDOWS



OUTSWING CASEMENT



FRENCH CASEMENT



AWNING




DIRECT SET



500 SERIES SINGLE OR DOUBLE-HUNG



BOW & BAY



SPECIALTY SHAPES

# OUTSWING CASEMENT

Norwood Casement Windows are the ideal choice for many architectural styles. They offer excellent, unobstructed views and precise roto gear control for venting, along with the added security of multi-point locks.



# FRENCH CASEMENT

Open the sashes to a clear, unobstructed view. We've paired the best of European window design with North American practicality. This clean design, free of a center post, can be dressed up with traditional manual locks and sash stays for an Old World style.



# AWNING

Norwood awning windows allow the fresh air in while keeping out the rain. And this window's exceptional weatherstripping means wind is never a problem. Wind pressure actually enhances the seal.

Our Awning windows are capable of oversized operators, engineered to the highest industry standards by Roto.



# DIRECT SET

Visualize how this technologically advanced version of a traditional favorite is surfacing in all sorts of innovative locations.



# 500 SERIES SINGLE OR DOUBLE-HUNG



This series features a more robust construction with heavier sash proportions ideal for any residential and historical projects.

# BOW & BAY

Each model can be custom-built to suit many combinations of size, color and angle. Available in casement, single and double-hung, why not give your favourite room a little something extra today?



# SPECIALTY SHAPES



And even if you can't dream it, chances are we can. The skilled designers and craftspeople of Norwood's custom shop have been turning dreams into reality for many years.



Oval & Circle Windows



Bent Glass Windows



Quarter-Rounds and Half-Rounds




Camber-Top Windows



Extended Quarter-Rounds and Half-Rounds



Elliptical Windows



Other Custom Shapes


Open the  
door to life



## OUR SELECTION OF DOORS




FRENCH DOORS



SLIMLINE DOORS




SLIDING PATIO DOORS



FOLDING DOOR SYSTEMS



LIFT & SLIDE



CUSTOM DOORS

# FRENCH DOORS

Open up your indoor world...  
Through the traditional elegance of  
Norwood's French Doors.



# SLIMLINE DOORS

The Norwood Slimline Door features refined, slim frames that invite the sunlight in, creating a seamless connection to the outdoors, easy to operate and secure.



# SLIDING PATIO DOORS



The Norwood Sliding Patio Door features giant panels of unobstructed view – easy to operate and secure.

# FOLDING DOOR SYSTEMS



The Norwood Folding Door System features expansive glass panels that fold away beautifully to completely open up the room to the outdoors, inviting natural light in while offering smooth, effortless operation and premium security.

ON THE LEFT FOLDING DOOR  
ON THE RIGHT LIFT & SLIDE DOOR

## LIFT & SLIDE



Aspire to incorporate the Lift & Slide Patio Door System within your design, created to support large door panels.

*\*Not recommended to be installed in locations exposed to high-intensity storms.*




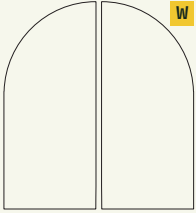
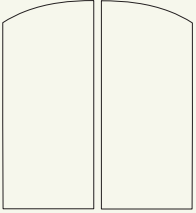
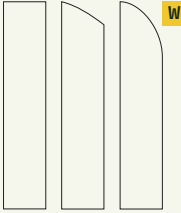





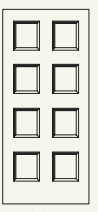
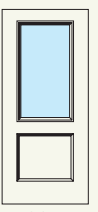
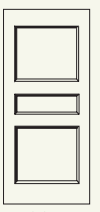
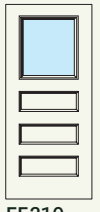

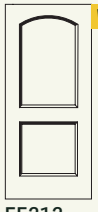


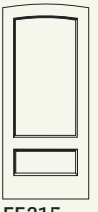
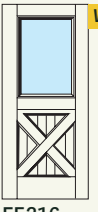





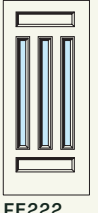
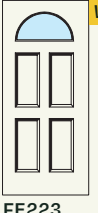

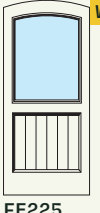
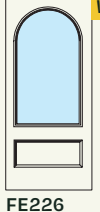
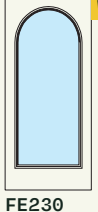
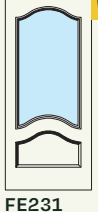
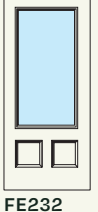
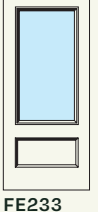
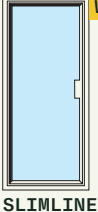
# CUSTOM DOORS



Custom projects are our specialty.  
Choose your wood and sidelite shapes,  
panel styles and detailing.



# DOOR OPTIONS

							
STANDARD	HALF-ROUND	CAMBER	QUARTER-ROUND-2	CAMBER-2	SIDELITES		
							
FE202	FE203	FE204	FE205	FE206	FE207	FE208	FE209
							
FE210	FE211	FE212	FE213	FE214	FE215	FE216	FE217
							
FE218	FE219	FE220	FE221	FE222	FE223	FE224	FE225
							
FE226	FE230	FE231	FE232	FE233	SLIMLINE		

**W WOOD ONLY**

We make your  
vision a reality



# AVAILABLE OPTIONS

- 44 Norcoat
- 45 Norclad
- 46 Stain Colors
- 47 Wood Species
- 48 Glazing
- 49 Divided Lites
- 50 Screen Options
- 51 Window Hardware Options
- 52 Door Hardware & Sill Options
- 53 Trim Options

# NORCOAT™

Three-part Norcoat factory finish is electrostatically bonded to each component before final assembly. Choose our Norcoat factory finish and receive beautifully colored windows and doors without the maintenance hassles.

In the three-step process, components are soaked and coated twice before assembly for greater resistance to the elements than the finest paint. And, by offering many colors, as well as endless custom colors, you get the flexibility you need to create a truly unique project.

## Standard Paint Colors

MOONLIT SNOW	SANDSTONE	COMMERCIAL BROWN
CHANTILLY LACE	SIMARD SABLE	BITTERSWEET CHOCOLATE
BRILLIANT WHITE	ROASTED PEPPER	BROOKLYN BRONZE
NORCLAD WHITE	HEATHER'S GREY	MOONLESS BLACK
COHEN WHITE	IRON ORE	MIDWAY BLACK
WHITE	HARTFORD GREEN	FOREST GREEN
CLOUD WHITE	MERITCO BROWN	WHITCHING HOUR
DELICATE WHITE	WROUGHT IRON	OIL SHALE
BURTON CREAM	MARS GREY	BLACK PANTHER
DOVE WHITE	GRAPHITE	COAL BLACK
SANDY BEIGE	BINSCARTHY GREY	PITCH BLACK
SEQUOIA DUSK	SLATE	CELTIC BLACK
COPLEY GREY	MIDNIGHT SURF	
CLAY BEIGE	BEDFORD BLACK	

# NORCLAD™

Our NORCLAD SERIES of extruded aluminum clad windows and doors brings together the best of both worlds. With the easy-to-maintain and weather resistance of aluminum clad combined with the warmth and customization of a solid wood interior.

Our extruded aluminum clad product line offers individualized solutions that exceed even the most stringent requirements of residential, commercial and institutional projects alike.

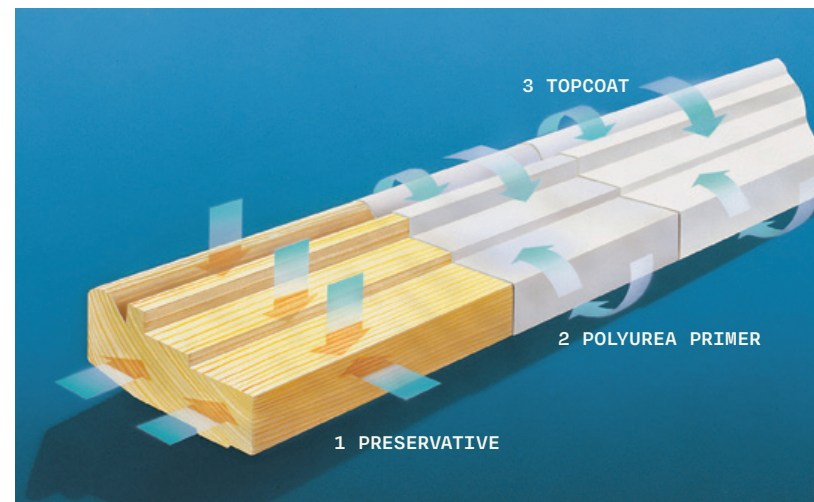
No matter the style, size, color and features, all our extruded aluminum clad windows and doors are constructed using the same proven manufacturing and quality control processes that Norwood has prioritized since day one.

## Clad Paint Colors

DELICATE WHITE	NORCLAD WHITE	SANDY BEIGE
SANDSTONE	SIMARD SABLE	BROOKLYN BRONZE
HEATHER'S GREY	HARTFORD GREEN	GRAPHITE
SLATE	MIDNIGHT SURF	IRON ORE
CELTIC BLACK	BLACK PANTHER	



### OUR PREMIUM NORCOAT™ POLYMER FACTORY FINISH FEATURES A 15 YEAR GUARANTEE

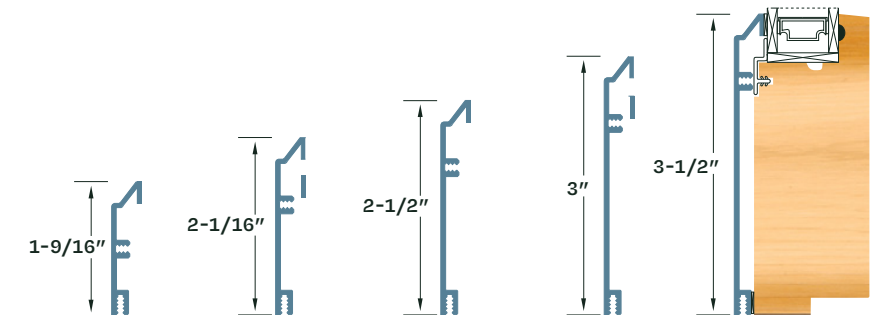


### AAMA 2605 / 70% KYNAR FINISHES guaranteed for 20 years



## Clad Stiles & Rails

Choose from one of our five standard sizes of stiles and rails or combine to create your own look.



# STAIN COLORS


Our stains feature a five-step staining process that involves a specially-formulated sealant, the selected stain, and a protective clear coat – all applied to each component before assembly.




CLEARCOAT



WHEAT




MANGO




CHAMPAGNE



OXFORD




MORNINGSIDE




CHERRY



BLACKBERRY




HARVEST



ANTIQUE



COFFEE BEAN



BLACK

CONSULT YOUR NORWOOD WINDOWS & DOORS DEALER FOR SAMPLES.


# WOOD SPECIES

We also offer a variety of wood species to suit your discriminating specifications.


If an exotic wood species is your choice, let us know. We will work our magic.




PINE




WHITE OAK




MAHOGANY




RED OAK



BIRCH



WALNUT



DOUGLAS FIR



CEDAR

## Benefits of Wood

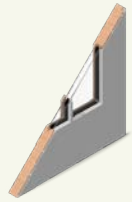
- MAINTAINS ITS PROPERTIES THROUGHOUT DRASTIC TEMPERATURE CHANGES
- GIVES EXCEPTIONAL INSULATION
- BRINGS A WARM, NATURAL LOOK TO MANY BUILDING STYLES
- ENDLESS CUSTOMIZATION OPTIONS
- AVAILABLE IN A MULTITUDE OF COLORS
- WEATHER RESISTANT

\*LIMITED OFFERING IN CLAD EXTERIOR

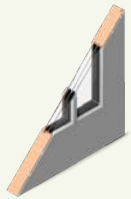
PAINT AND STAIN COLORS MAY NOT BE EXACTLY AS SHOWN. PLEASE CONSULT YOUR NORWOOD WINDOWS & DOORS DEALER FOR ACTUAL COLOR CHIPS.

# GLAZING

The Norclad series combines advanced engineering with a diverse selection of decorative glass styles, featuring Low-E coatings and argon gas fills.




**DOUBLE GLAZE INSULATED**  
A very popular choice, our double-glazed glass will certainly meet your needs.




**TRIPLE GLAZE INSULATED**  
For increased performance, triple-glazed glass is the right choice.

# DECORATIVE GLAZING


Here are many of the most popular options. If you don't see what you're looking for we'll find it for you.



OBSCURE



BAROQUE



RAIN




SEED




GLUE CHIP



WATER



HAMMERED



SPANDREL

# DIVIDED LITES

We offer many interior and exterior Divided lites options for you to choose from.

Divided lites give windows and doors additional style and architectural interest.



SIMULATED DIVIDED LITES

## CLAD EXTERIOR SDL OPTIONS



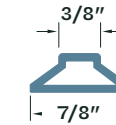
TRUE PUTTY 5/8



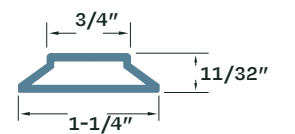
PUTTY 5/8



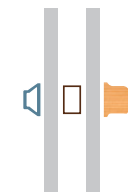
PUTTY 7/8



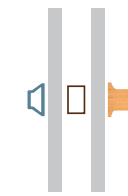
PUTTY 1-1/4



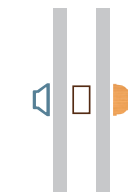
## WOOD SDL OPTIONS



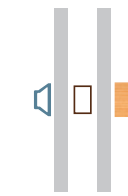
RESTO 7/8



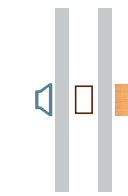
RESTORATION 7/8



OVALO 7/8



HERITAGE 7/8



SQUARE 7/8

# SCREEN OPTIONS

## TRADITIONAL



This traditional favorite is quality built by Norwood to complement many of our windows and doors.

Norwood screens are beautifully designed for both form and flexibility, allowing our customers to choose between multiple screen options with ease. Our traditional screens are available with both wooden and standard aluminum frames.

## ROLL-DOWN SCREENS



Designed to fit our line of casement and hung windows, roll-down screens are mounted at the top of the frame and simply roll down in front of the window when needed, and roll back up when not.

\*Also available in Roll up configuration on a hung product type.

## SWINGING SCREENS



Swinging screens are built standard with high-quality wooden frames matched to the color of the window or door. Invite your Norwood dealer to help you decide which option is best for you.

# WINDOW HARDWARE OPTIONS

## PHELPS



LK281



LKF14



LKF18

## TRUTH RESTORATION



Locks and lifts for double-hung windows available in: Bright Brass, Brush Chrome, Oil Rubbed Bronze, White, Faux ORB, Antique Brass, Black

## TRADITIONAL



Available in: Antique Brass, Bright Chrome, Bright Brass, Brush Chrome, Satin Nickel, Black

## ROTO HARDWARE FOLDING HANDLES



FOLDAWAY  
STANDARD



FOLDAWAY  
SQUARE



WHITE



CHROME



FAUX OIL  
RUBBED  
BRONZE



BRUSHED  
CHROME




BRUSHED  
NICKEL



BRASS



ANTIQUE  
BRASS



PEWTER



OIL RUBBED  
BRONZE




BLACK

# DOOR HARDWARE & SILL OPTIONS

## FRENCH DOOR HARDWARE



ROMA ROMANCE VIKING CAPRI



ALLEGRO TORINO VENICE

## SLIDING PATIO DOOR HARDWARE



BRIGHT BRASS ANTIQUE BRASS BRUSHED CHROME CONTEMPORARY OFFSET

## SILL OPTIONS



LOW-PROFILE SILL BRONZE ANODIZED SILL WITH OAK CROWN WOOD SILL

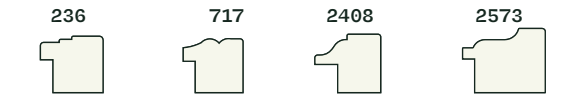
AUTOMATIC GEAR & LEVER HANDLE

# WOOD TRIM OPTIONS

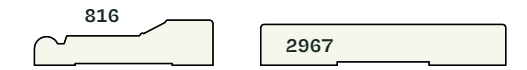
## SUBSILLS



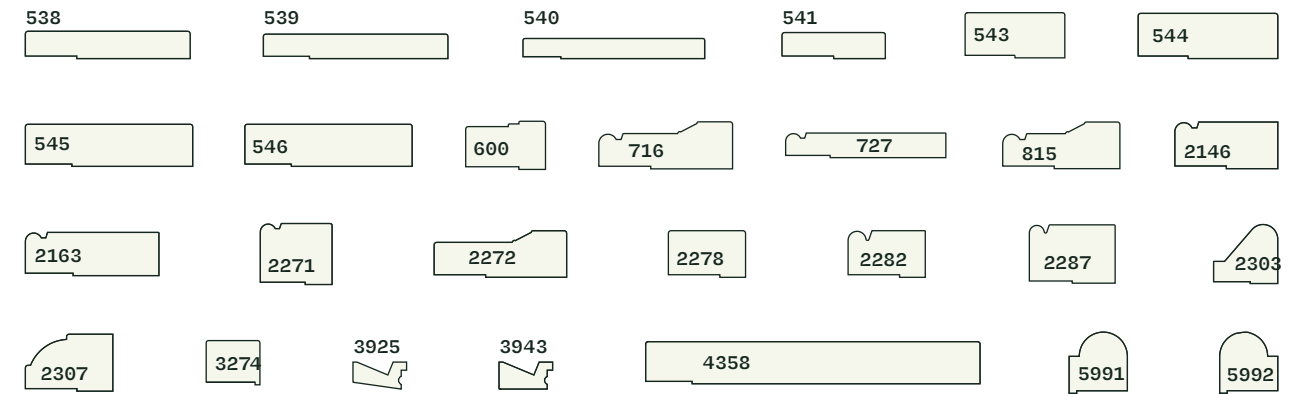
## BACKBANDS



## INTERIOR

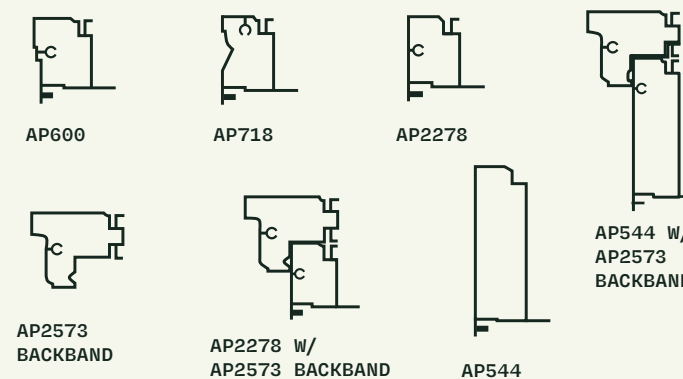


## EXTERIOR

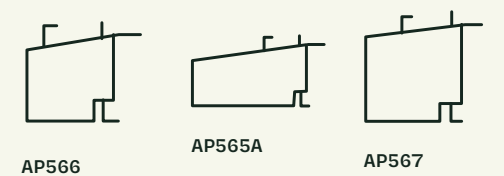


# CLAD TRIM OPTIONS

## EXTERIOR



## SUBSILLS





1917

This is  
true heritage



2026

**249 Parker Road Scoudouc  
New Brunswick, Canada E4P 3P8**

Toll Free  
1.800.534.0908  
T 506.532.0908  
F 506.533.2505



NORWOODWINDOWS.CA

**NORWOOD**

